



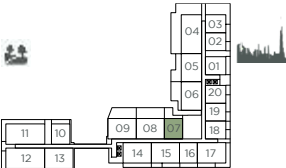
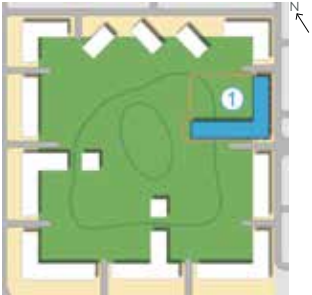
CENTRAL PARK
at City Walk

FLOOR PLANS
Building 1

CENTRAL PARK at City Walk

1 BEDROOM
BUILDING 1

APARTMENT TYPE A1
LEVEL 1



LEVEL 1

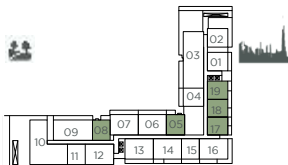
UNIT NO.	SUITE AREA		BALCONY AREA		TOTAL AREA	
	SQM	SQFT	SQM	SQFT	SQM	SQFT
107	79.51	855.85	24.36	262.21	103.87	1,118.06

UNITS DENOTED AS "M" ARE MIRRORED IN REALITY FROM WHAT IS SHOWN ON THE PLAN

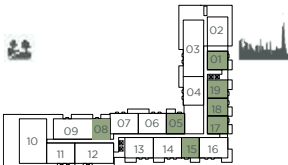
CENTRAL PARK at City Walk

1 BEDROOM
BUILDING 1

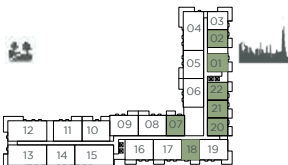
APARTMENT TYPE A2
LEVEL 1-9



LEVEL 9



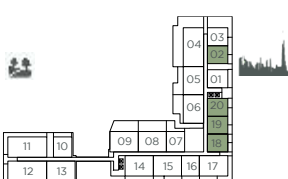
LEVEL 7 - 8



LEVEL 3 - 6



LEVEL 2



LEVEL 1



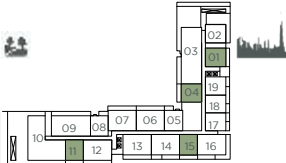
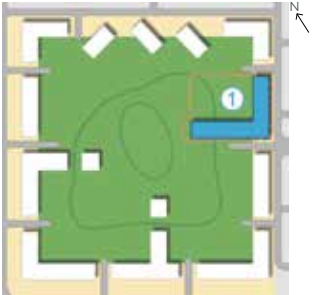
UNIT NO.	SUITE AREA		BALCONY AREA		TOTAL AREA	
	SQM	SQFT	SQM	SQFT	SQM	SQFT
102M 602M 402M	79.69	857.78	8.90	95.80	88.59	953.58
222 322 422						
522 622						
719 819						
118M	78.80	848.20	8.81	94.83	87.61	943.03
119M	78.80	848.20	9.12	98.17	87.92	946.37
120 202M	79.69	857.78	9.17	98.71	88.86	956.49
207 905	79.52	855.95	8.47	91.17	87.99	947.12
220M	78.80	848.20	8.63	92.89	87.43	941.10
221M 918M	78.80	848.20	8.76	94.29	87.56	942.50
301M 501M 701M	79.83	859.29	8.99	96.77	88.82	956.06
302M 502M	79.69	857.78	8.63	92.89	88.32	950.68
307 407 607	79.52	855.95	8.26	88.91	87.78	944.86
318 418 618	79.47	855.42	8.63	92.89	88.10	948.31
715 815						
320M 520M	78.80	848.20	8.45	90.96	87.25	939.16
321M 421M 521M						
621M 718M	78.80	848.20	8.54	91.92	87.34	940.13
818M						
401M	79.83	859.29	9.03	97.20	88.86	956.49
420M 620M	78.80	848.20	8.44	90.85	87.24	939.05
507	79.52	855.95	8.28	89.13	87.80	945.08
518	79.47	855.42	8.61	92.68	88.08	948.09
601M	79.82	859.18	9.03	97.20	88.85	956.38
705	79.53	856.06	8.26	88.91	87.79	944.97
708M	79.17	852.19	8.26	88.91	87.43	941.10
717M	78.89	849.17	8.53	91.82	87.42	940.99
801M	79.82	859.18	8.99	96.77	88.81	955.95
805	79.52	855.95	8.08	86.97	87.60	942.93
808M	79.20	852.51	8.26	88.91	87.46	941.42
817M	78.63	846.37	8.54	91.92	87.17	938.30
908M	78.99	850.25	8.47	91.17	87.46	941.42
917M	78.89	849.17	8.72	93.86	87.61	943.03
919	79.69	857.78	8.97	96.55	88.66	954.34

UNITS DENOTED AS "M" ARE MIRRORED IN REALITY FROM WHAT IS SHOWN ON THE PLAN

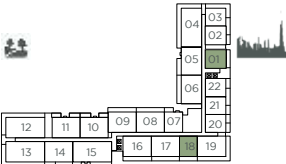
CENTRAL PARK at City Walk

1 BEDROOM
BUILDING 1

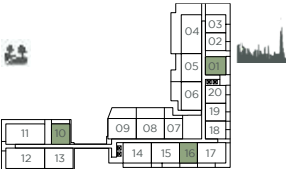
APARTMENT TYPE A3
LEVEL 1,2,9



LEVEL 9



LEVEL 2



LEVEL 1

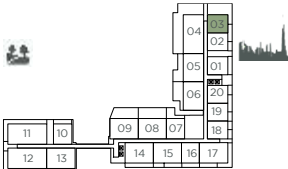
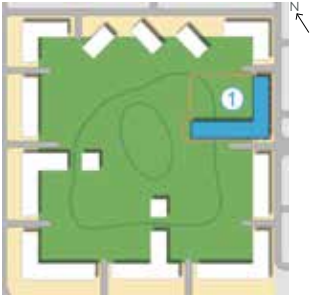
UNIT NO.	SUITE AREA		BALCONY AREA		TOTAL AREA	
	SQM	SQFT	SQM	SQFT	SQM	SQFT
101M	79.83	859.29	16.19	174.27	96.02	1,033.56
110	79.81	859.07	15.86	170.72	95.67	1,029.79
116	79.47	855.42	15.64	168.35	95.11	1,023.76
201M	79.83	859.29	15.73	169.32	95.56	1,028.61
218	79.47	855.42	16.10	173.30	95.57	1,028.72
901M	79.83	859.29	15.90	171.15	95.73	1,030.44
904	79.33	853.91	15.76	169.64	95.09	1,023.55
911	79.20	852.51	15.58	167.70	94.78	1,020.21
915	81.19	873.93	16.10	173.30	97.29	1,047.23

UNITS DENOTED AS "M" ARE MIRRORED IN REALITY FROM WHAT IS SHOWN ON THE PLAN

CENTRAL PARK at City Walk

1 BEDROOM
BUILDING 1

APARTMENT TYPE B1
LEVEL 1



LEVEL 1

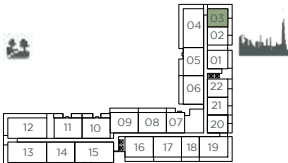
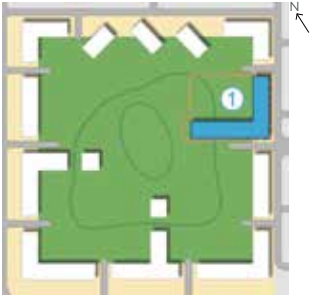
UNIT NO.	SUITE AREA		BALCONY AREA		TOTAL AREA	
	SQM	SQFT	SQM	SQFT	SQM	SQFT
103	78.92	849.49	68.61	738.52	147.53	1,588.01

UNITS DENOTED AS "M" ARE MIRRORED IN REALITY FROM WHAT IS SHOWN ON THE PLAN

CENTRAL PARK at City Walk

1 BEDROOM
BUILDING 1

APARTMENT TYPE B2
LEVEL 2



LEVEL 2

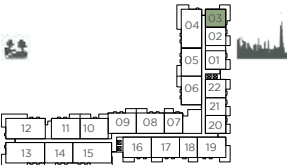
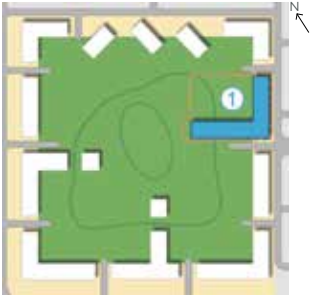
UNIT NO.	SUITE AREA		BALCONY AREA		TOTAL AREA	
	SQM	SQFT	SQM	SQFT	SQM	SQFT
203	78.92	849.49	29.71	319.80	108.63	1,169.29

UNITS DENOTED AS "M" ARE MIRRORED IN REALITY FROM WHAT IS SHOWN ON THE PLAN

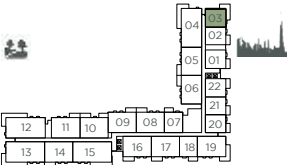
CENTRAL PARK at City Walk

1 BEDROOM
BUILDING 1

APARTMENT TYPE B3
LEVEL 3,5



LEVEL 5



LEVEL 3

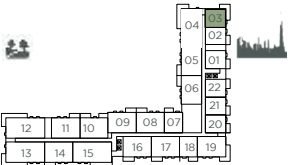
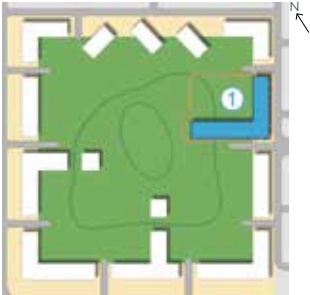
UNIT NO.	SUITE AREA		BALCONY AREA		TOTAL AREA	
	SQM	SQFT	SQM	SQFT	SQM	SQFT
303	78.93	849.60	20.34	218.94	99.27	1,068.54
503	78.93	849.60	20.35	219.05	99.28	1,068.65

UNITS DENOTED AS "M" ARE MIRRORED IN REALITY FROM WHAT IS SHOWN ON THE PLAN

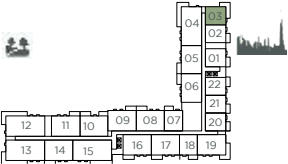
CENTRAL PARK at City Walk

1 BEDROOM
BUILDING 1

APARTMENT TYPE B4
LEVEL 4,6



LEVEL 6



LEVEL 4

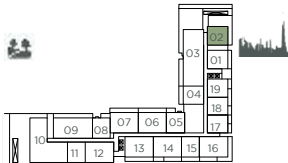
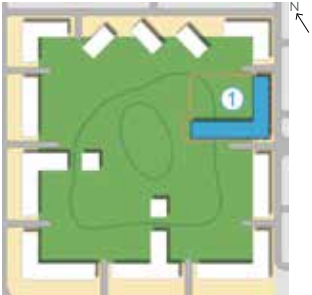
UNIT NO.	SUITE AREA		BALCONY AREA		TOTAL AREA	
	SQM	SQFT	SQM	SQFT	SQM	SQFT
403 603	78.93	849.60	18.99	204.41	97.92	1,054.01

UNITS DENOTED AS "M" ARE MIRRORED IN REALITY FROM WHAT IS SHOWN ON THE PLAN

CENTRAL PARK at City Walk

1 BEDROOM
BUILDING 1

APARTMENT TYPE B5
LEVEL 9



LEVEL 9

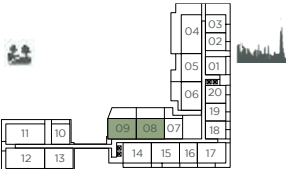
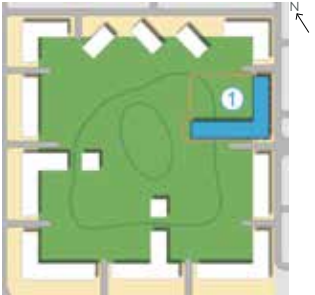
UNIT NO.	SUITE AREA		BALCONY AREA		TOTAL AREA	
	SQM	SQFT	SQM	SQFT	SQM	SQFT
902	79.90	860.04	75.49	812.57	155.39	1,672.62

UNITS DENOTED AS "M" ARE MIRRORED IN REALITY FROM WHAT IS SHOWN ON THE PLAN

CENTRAL PARK at City Walk

2 BEDROOM
BUILDING 1

APARTMENT TYPE A1
LEVEL 1



LEVEL 1

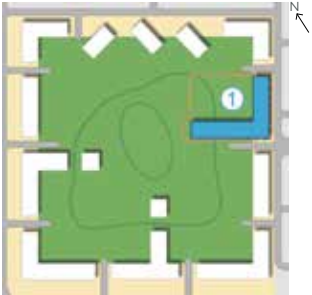
UNIT NO.	SUITE AREA		BALCONY AREA		TOTAL AREA	
	SQM	SQFT	SQM	SQFT	SQM	SQFT
108	125.57	1,351.64	66.58	716.67	192.15	2,068.30
109M	125.79	1,354.00	60.81	654.56	186.60	2,008.56

UNITS DENOTED AS "M" ARE MIRRORED IN REALITY FROM WHAT IS SHOWN ON THE PLAN

CENTRAL PARK at City Walk

2 BEDROOM
BUILDING 1

APARTMENT TYPE A2
LEVEL 1



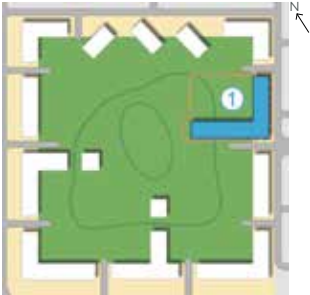
UNIT NO.	SUITE AREA		BALCONY AREA		TOTAL AREA	
	SQM	SQFT	SQM	SQFT	SQM	SQFT
105	125.60	1,351.96	44.10	474.69	169.70	1,826.65

UNITS DENOTED AS "M" ARE MIRRORED IN REALITY FROM WHAT IS SHOWN ON THE PLAN

CENTRAL PARK at City Walk

2 BEDROOM
BUILDING 1

APARTMENT TYPE A3
LEVEL 1



LEVEL 1

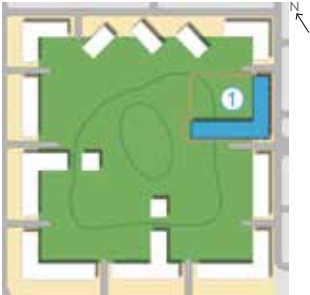
UNIT NO.	SUITE AREA		BALCONY AREA		TOTAL AREA	
	SQM	SQFT	SQM	SQFT	SQM	SQFT
106	126.05	1,356.80	46.97	505.59	173.02	1,862.39

UNITS DENOTED AS "M" ARE MIRRORED IN REALITY FROM WHAT IS SHOWN ON THE PLAN

CENTRAL PARK at City Walk

2 BEDROOM
BUILDING 1

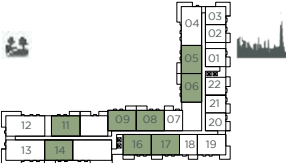
APARTMENT TYPE A4
LEVEL 1-9



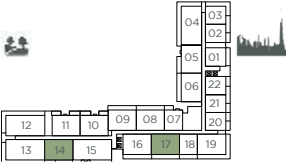
LEVEL 9



LEVEL 7 - 8



LEVEL 3 - 6



LEVEL 2



LEVEL 1



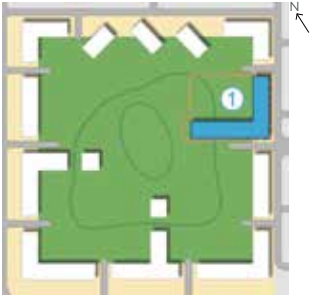
UNIT NO.			SUITE AREA		BALCONY AREA		TOTAL AREA	
			SQM	SQFT	SQM	SQFT	SQM	SQFT
115M			125.59	1,351.85	10.25	110.33	135.84	1,462.18
214M			125.59	1,351.85	10.52	113.24	136.11	1,465.09
217M			125.59	1,351.85	10.06	108.29	135.65	1,460.14
305	605	706	125.58	1,351.74	10.34	111.30	135.92	1,463.04
306M	406M	506M	126.06	1,356.91	10.34	111.30	136.40	1,468.21
606M								
308	505	408	125.59	1,351.85	10.34	111.30	135.93	1,463.15
405	608							
309M	409M	609M	125.65	1,352.50	10.34	111.30	135.99	1,463.80
311M	411M	611M	126.30	1,359.49	10.33	111.19	136.63	1,470.69
314M	614M		125.59	1,351.85	10.32	111.08	135.91	1,462.94
316M	416M	616M	125.97	1,355.94	10.67	114.85	136.64	1,470.79
713M	813M							
317M	514M		125.59	1,351.85	10.31	110.98	135.90	1,462.83
417M	714M							
414M			125.59	1,351.85	10.14	109.15	135.73	1,461.00
508			125.59	1,351.85	10.35	111.41	135.94	1,463.26
509M			125.65	1,352.50	10.36	111.52	136.01	1,464.01
511M			126.30	1,359.49	10.34	111.30	136.64	1,470.79
516M			125.97	1,355.94	10.66	114.74	136.63	1,470.69
517M			125.59	1,351.85	10.30	110.87	135.89	1,462.72
617M	814M		125.58	1,351.74	10.31	110.98	135.89	1,462.72
704M			126.06	1,356.91	10.34	111.30	136.40	1,468.21
707M			125.64	1,352.39	10.34	111.30	135.98	1,463.69
711M			125.59	1,351.85	10.51	113.13	136.10	1,464.98
804M			126.01	1,356.37	10.33	111.19	136.34	1,467.56
806			125.58	1,351.74	10.26	110.44	135.84	1,462.18
807M			125.64	1,352.39	10.25	110.33	135.89	1,462.72
811M			125.58	1,351.74	10.32	111.08	135.90	1,462.83
914 M			125.67	1,352.71	9.97	107.32	135.64	1,460.03

UNITS DENOTED AS "M" ARE MIRRORED IN REALITY FROM WHAT IS SHOWN ON THE PLAN

CENTRAL PARK at City Walk

2 BEDROOM
BUILDING 1

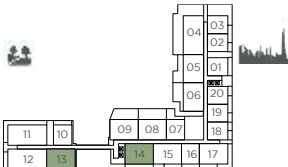
APARTMENT TYPE A5
LEVEL 1,2,9



LEVEL 9



LEVEL 2



LEVEL 1



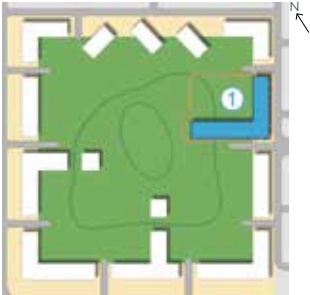
UNIT NO.	SUITE AREA		BALCONY AREA		TOTAL AREA	
	SQM	SQFT	SQM	SQFT	SQM	SQFT
113M	125.81	1,354.22	24.82	267.16	150.63	1,621.38
114M	125.90	1,355.19	24.98	268.88	150.88	1,624.07
206M	126.06	1,356.91	24.80	266.95	150.86	1,623.86
208	125.59	1,351.85	24.74	266.30	150.33	1,618.15
209M	125.65	1,352.50	24.80	266.95	150.45	1,619.44
216M	125.97	1,355.94	25.07	269.85	151.04	1,625.79
906	125.60	1,351.96	24.73	266.19	150.33	1,618.15
907M	125.66	1,352.60	24.79	266.84	150.45	1,619.44
913M	125.97	1,355.94	25.06	269.75	151.03	1,625.69

UNITS DENOTED AS "M" ARE MIRRORED IN REALITY FROM WHAT IS SHOWN ON THE PLAN

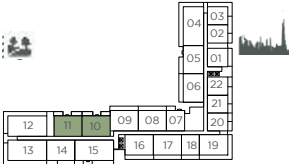
CENTRAL PARK at City Walk

2 BEDROOM
BUILDING 1

APARTMENT TYPE A6
LEVEL 2-6



LEVEL 3 -6



LEVEL 2

UNIT NO.	SUITE AREA		BALCONY AREA		TOTAL AREA	
	SQM	SQFT	SQM	SQFT	SQM	SQFT
210	125.59	1,351.85	17.97	193.43	143.56	1,545.28
211M	126.30	1,359.49	17.99	193.64	144.29	1,553.14
310	125.59	1,351.85	17.76	191.17	143.35	1,543.02
510	125.59	1,351.85	17.78	191.38	143.37	1,543.23
610	125.58	1,351.74	17.76	191.17	143.34	1,542.91

UNITS DENOTED AS "M" ARE MIRRORED IN REALITY FROM WHAT IS SHOWN ON THE PLAN

CENTRAL PARK at City Walk

2 BEDROOM
BUILDING 1

APARTMENT TYPE A7
LEVEL 2



LEVEL 2

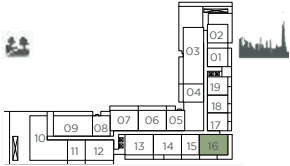
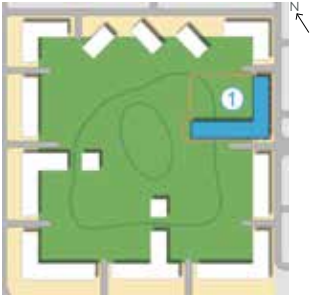
UNIT NO.	SUITE AREA		BALCONY AREA		TOTAL AREA	
	SQM	SQFT	SQM	SQFT	SQM	SQFT
205	125.59	1,351.85	15.04	161.89	140.63	1,513.74

UNITS DENOTED AS "M" ARE MIRRORED IN REALITY FROM WHAT IS SHOWN ON THE PLAN

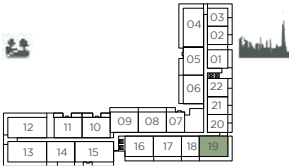
CENTRAL PARK at City Walk

2 BEDROOM
BUILDING 1

APARTMENT TYPE B1
LEVEL 1,2,9



LEVEL 9



LEVEL 2



LEVEL 1

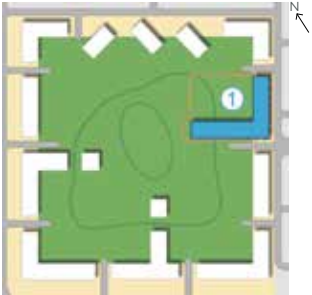
UNIT NO.	SUITE AREA		BALCONY AREA		TOTAL AREA	
	SQM	SQFT	SQM	SQFT	SQM	SQFT
117	125.89	1,355.08	30.93	332.93	156.82	1,688.01
219	125.93	1,355.51	31.02	333.90	156.95	1,689.41
916	125.93	1,355.51	31.11	334.87	157.04	1,690.38

UNITS DENOTED AS "M" ARE MIRRORED IN REALITY FROM WHAT IS SHOWN ON THE PLAN

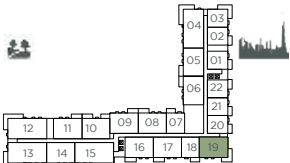
CENTRAL PARK at City Walk

2 BEDROOM
BUILDING 1

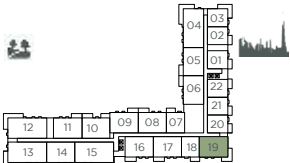
APARTMENT TYPE B2
LEVEL 3,5,7



LEVEL 7



LEVEL 5



LEVEL 3

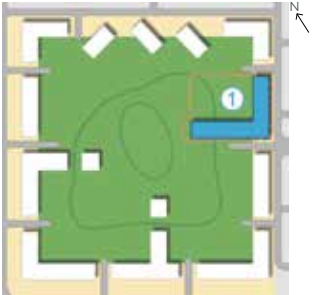
UNIT NO.	SUITE AREA		BALCONY AREA		TOTAL AREA	
	SQM	SQFT	SQM	SQFT	SQM	SQFT
319 716	125.93	1,355.51	16.96	182.56	142.89	1,538.07
519	125.93	1,355.51	16.95	182.45	142.88	1,537.96

UNITS DENOTED AS "M" ARE MIRRORED IN REALITY FROM WHAT IS SHOWN ON THE PLAN

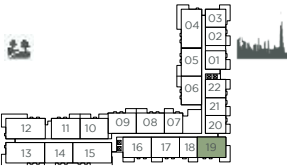
CENTRAL PARK at City Walk

2 BEDROOM
BUILDING 1

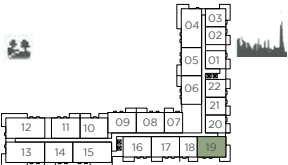
APARTMENT TYPE B3
LEVEL 4,6,8



LEVEL 8



LEVEL 6



LEVEL 4

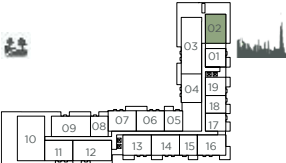
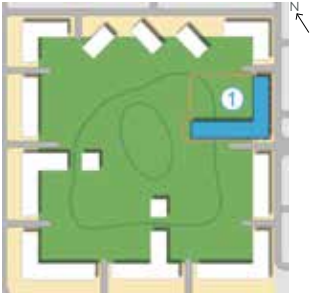
UNIT NO.	SUITE AREA		BALCONY AREA		TOTAL AREA	
	SQM	SQFT	SQM	SQFT	SQM	SQFT
419	619	816	125.93	1,355.51	19.66	211.62

UNITS DENOTED AS "M" ARE MIRRORED IN REALITY FROM WHAT IS SHOWN ON THE PLAN

CENTRAL PARK at City Walk

2 BEDROOM
BUILDING 1

APARTMENT TYPE B4
LEVEL 7



LEVEL 7

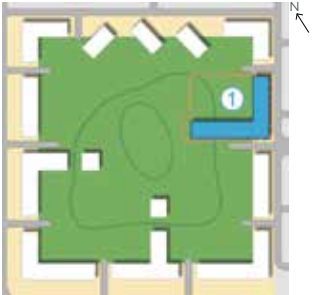
UNIT NO.	SUITE AREA		BALCONY AREA		TOTAL AREA	
	SQM	SQFT	SQM	SQFT	SQM	SQFT
702	126.53	1,361.97	86.53	931.41	213.06	2,293.38

UNITS DENOTED AS "M" ARE MIRRORED IN REALITY FROM WHAT IS SHOWN ON THE PLAN

CENTRAL PARK at City Walk

2 BEDROOM
BUILDING 1

APARTMENT TYPE B5
LEVEL 8



LEVEL 8

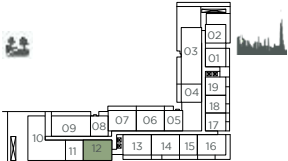
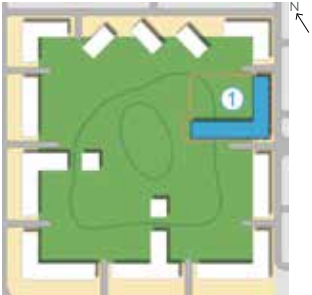
UNIT NO.	SUITE AREA		BALCONY AREA		TOTAL AREA	
	SQM	SQFT	SQM	SQFT	SQM	SQFT
802	126.53	1,361.97	43.45	467.70	169.98	1,829.66

UNITS DENOTED AS "M" ARE MIRRORED IN REALITY FROM WHAT IS SHOWN ON THE PLAN

CENTRAL PARK at City Walk

2 BEDROOM
BUILDING 1

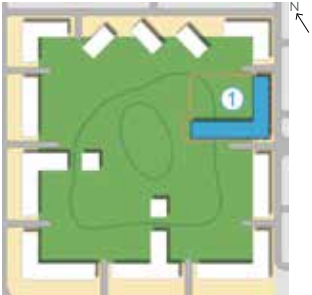
APARTMENT TYPE C1
LEVEL 9



LEVEL 9

UNIT NO.	SUITE AREA		BALCONY AREA		TOTAL AREA	
	SQM	SQFT	SQM	SQFT	SQM	SQFT
912	125.63	1,352.28	24.68	265.66	150.31	1,617.94

UNITS DENOTED AS "M" ARE MIRRORED IN REALITY FROM WHAT IS SHOWN ON THE PLAN



LEVEL 9

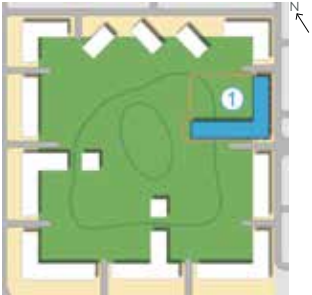
UNIT NO.	SUITE AREA		BALCONY AREA		TOTAL AREA	
	SQM	SQFT	SQM	SQFT	SQM	SQFT
909	171.62	1,847.32	34.27	368.88	205.89	2,216.20

UNITS DENOTED AS "M" ARE MIRRORED IN REALITY FROM WHAT IS SHOWN ON THE PLAN

CENTRAL PARK at City Walk

3 BEDROOM
BUILDING 1

APARTMENT TYPE A2
LEVEL 8



LEVEL 8

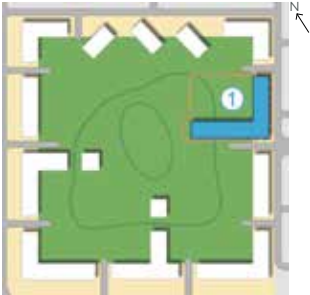
UNIT NO.	SUITE AREA		BALCONY AREA		TOTAL AREA	
	SQM	SQFT	SQM	SQFT	SQM	SQFT
809	171.52	1,846.24	19.61	211.08	191.13	2,057.32

UNITS DENOTED AS "M" ARE MIRRORED IN REALITY FROM WHAT IS SHOWN ON THE PLAN

CENTRAL PARK at City Walk

3 BEDROOM
BUILDING 1

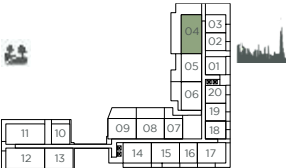
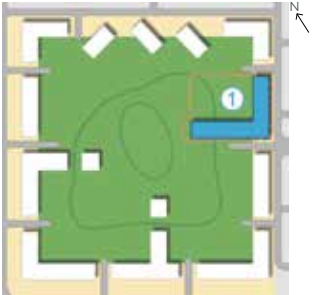
APARTMENT TYPE A3
LEVEL 7



LEVEL 7

UNIT NO.	SUITE AREA		BALCONY AREA		TOTAL AREA	
	SQM	SQFT	SQM	SQFT	SQM	SQFT
709	171.61	1,847.21	27.05	291.17	198.66	2,138.38

UNITS DENOTED AS "M" ARE MIRRORED IN REALITY FROM WHAT IS SHOWN ON THE PLAN



LEVEL 1

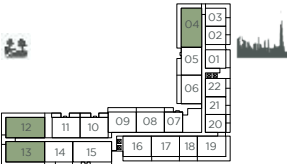
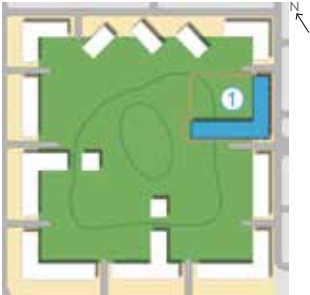
UNIT NO.	SUITE AREA		BALCONY AREA		TOTAL AREA	
	SQM	SQFT	SQM	SQFT	SQM	SQFT
104	171.08	1,841.51	149.93	1,613.85	321.01	3,455.35

UNITS DENOTED AS "M" ARE MIRRORED IN REALITY FROM WHAT IS SHOWN ON THE PLAN

CENTRAL PARK at City Walk

3 BEDROOM
BUILDING 1

APARTMENT TYPE B2
LEVEL 1,2



LEVEL 2



LEVEL 1

UNIT NO.	SUITE AREA		BALCONY AREA		TOTAL AREA	
	SQM	SQFT	SQM	SQFT	SQM	SQFT
111M 212M	171.81	1,849.36	52.43	564.36	224.24	2,413.72
112	171.06	1,841.29	52.35	563.50	223.41	2,404.79
204	171.08	1,841.51	55.40	596.33	226.48	2,437.83
213	171.09	1,841.61	52.32	563.17	223.41	2,404.79

UNITS DENOTED AS "M" ARE MIRRORED IN REALITY FROM WHAT IS SHOWN ON THE PLAN

CENTRAL PARK at City Walk

3 BEDROOM
BUILDING 1

APARTMENT TYPE B3
LEVEL 3,5



LEVEL 5



LEVEL 3

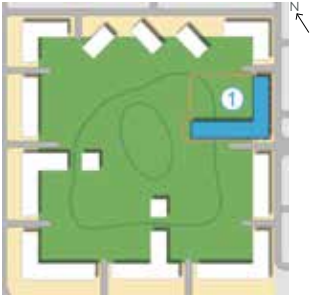
UNIT NO.	SUITE AREA		BALCONY AREA		TOTAL AREA	
	SQM	SQFT	SQM	SQFT	SQM	SQFT
304	171.09	1,841.61	27.82	299.45	198.91	2,141.07
312M	171.81	1,849.36	28.18	303.33	199.99	2,152.69
313	171.09	1,841.61	28.17	303.22	199.26	2,144.83
504	171.17	1,842.47	27.74	298.59	198.91	2,141.07
512M	171.81	1,849.36	28.20	303.54	200.01	2,152.91
513	171.09	1,841.61	28.15	303.01	199.24	2,144.62

UNITS DENOTED AS "M" ARE MIRRORED IN REALITY FROM WHAT IS SHOWN ON THE PLAN

CENTRAL PARK at City Walk

3 BEDROOM
BUILDING 1

APARTMENT TYPE B4
LEVEL 4,6



LEVEL 6



LEVEL 4

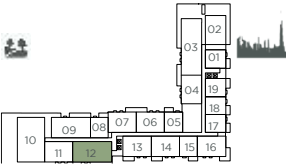
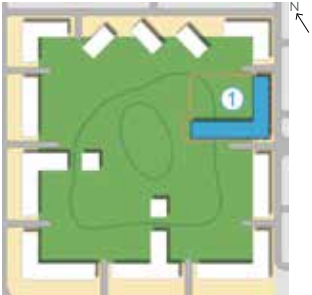
UNIT NO.	SUITE AREA		BALCONY AREA		TOTAL AREA	
	SQM	SQFT	SQM	SQFT	SQM	SQFT
404	171.09	1,841.61	28.30	304.62	199.39	2,146.23
412M	171.81	1,849.36	30.56	328.95	202.37	2,178.31
413	171.09	1,841.61	30.57	329.06	201.66	2,170.67
604	171.09	1,841.61	28.28	304.41	199.37	2,146.02
612M	171.88	1,850.12	30.49	328.19	202.37	2,178.31
613	171.16	1,842.37	30.49	328.19	201.65	2,170.56

UNITS DENOTED AS "M" ARE MIRRORED IN REALITY FROM WHAT IS SHOWN ON THE PLAN

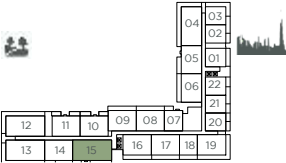
CENTRAL PARK at City Walk

3 BEDROOM
BUILDING 1

APARTMENT TYPE C1
LEVEL 2,7



LEVEL 7



LEVEL 2

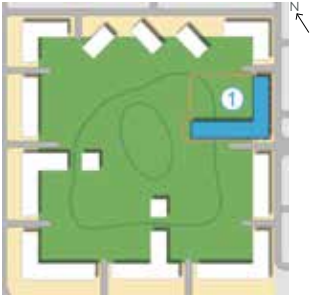
UNIT NO.	SUITE AREA		BALCONY AREA		TOTAL AREA	
	SQM	SQFT	SQM	SQFT	SQM	SQFT
215	171.07	1,841.40	27.96	300.96	199.03	2,142.36
712	170.98	1,840.43	27.59	296.98	198.57	2,137.41

UNITS DENOTED AS "M" ARE MIRRORED IN REALITY FROM WHAT IS SHOWN ON THE PLAN

CENTRAL PARK at City Walk

3 BEDROOM
BUILDING 1

APARTMENT TYPE C2
LEVEL 3-6, 8



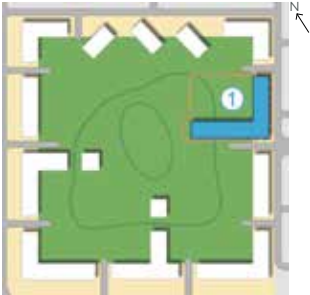
LEVEL 8



LEVEL 3-6

UNIT NO.	SUITE AREA		BALCONY AREA		TOTAL AREA	
	SQM	SQFT	SQM	SQFT	SQM	SQFT
315	171.07	1,841.40	21.06	226.69	192.13	2,068.09
415	171.25	1,843.34	21.06	226.69	192.31	2,070.02
515	171.07	1,841.40	21.03	226.37	192.10	2,067.76
615	171.08	1,841.51	21.06	226.69	192.14	2,068.19
812	170.98	1,840.43	21.06	226.69	192.04	2,067.12

UNITS DENOTED AS "M" ARE MIRRORED IN REALITY FROM WHAT IS SHOWN ON THE PLAN



LEVEL 8

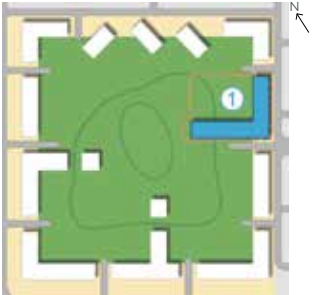
UNIT NO.	SUITE AREA		BALCONY AREA		TOTAL AREA	
	SQM	SQFT	SQM	SQFT	SQM	SQFT
803	249.77	2,688.52	74.63	803.32	324.40	3,491.84

UNITS DENOTED AS "M" ARE MIRRORED IN REALITY FROM WHAT IS SHOWN ON THE PLAN

CENTRAL PARK at City Walk

4 BEDROOM
BUILDING 1

APARTMENT TYPE A2
LEVEL 7



LEVEL 7

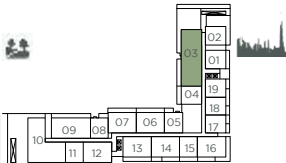
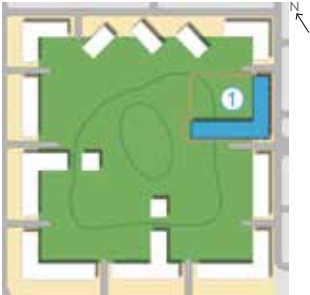
UNIT NO.	SUITE AREA		BALCONY AREA		TOTAL AREA	
	SQM	SQFT	SQM	SQFT	SQM	SQFT
703	249.68	2,687.56	112.21	1,207.83	361.89	3,895.38

UNITS DENOTED AS "M" ARE MIRRORED IN REALITY FROM WHAT IS SHOWN ON THE PLAN

CENTRAL PARK at City Walk

4 BEDROOM
BUILDING 1

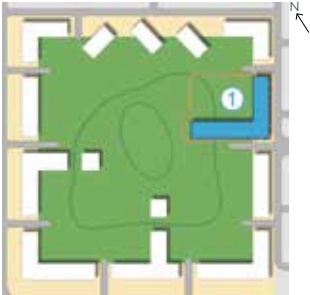
APARTMENT TYPE A3
LEVEL 9



LEVEL 9

UNIT NO.	SUITE AREA		BALCONY AREA		TOTAL AREA	
	SQM	SQFT	SQM	SQFT	SQM	SQFT
903	250.30	2,694.23	149.97	1,614.28	400.27	4,308.51

UNITS DENOTED AS "M" ARE MIRRORED IN REALITY FROM WHAT IS SHOWN ON THE PLAN



LEVEL 7

UNIT NO.	SUITE AREA		BALCONY AREA		TOTAL AREA	
	SQM	SQFT	SQM	SQFT	SQM	SQFT
710	262.98	2,830.72	230.87	2,485.08	493.85	5,315.80

UNITS DENOTED AS "M" ARE MIRRORED IN REALITY FROM WHAT IS SHOWN ON THE PLAN

CENTRAL PARK at City Walk

4 BEDROOM
BUILDING 1

APARTMENT TYPE B2
LEVEL 8



LEVEL 8

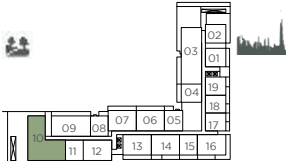
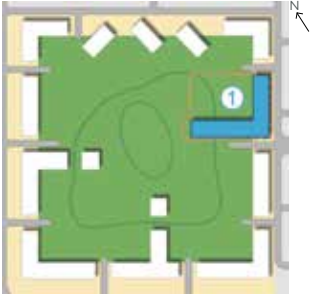
UNIT NO.	SUITE AREA		BALCONY AREA		TOTAL AREA	
	SQM	SQFT	SQM	SQFT	SQM	SQFT
810	262.98	2,830.72	115.60	1,244.32	378.58	4,075.04

UNITS DENOTED AS "M" ARE MIRRORED IN REALITY FROM WHAT IS SHOWN ON THE PLAN

CENTRAL PARK at City Walk

4 BEDROOM
BUILDING 1

APARTMENT TYPE C1
LEVEL 9



LEVEL 9

UNIT NO.	SUITE AREA		BALCONY AREA		TOTAL AREA	
	SQM	SQFT	SQM	SQFT	SQM	SQFT
910	255.98	2,755.37	226.60	2,439.12	482.58	5,194.49

UNITS DENOTED AS "M" ARE MIRRORED IN REALITY FROM WHAT IS SHOWN ON THE PLAN